



AIRROW PRO B-53 OWNER'S MANUAL

⚠ WARNING - TO REDUCE RISK OF FIRE, ELECTRIC SHOCK OR INJURY:

1. Do not leave appliance when plugged in. Unplug from outlet when not in use and before servicing.
2. Do not expose to rain – store indoors.
3. Do not allow to be used as a toy. Close attention is necessary when used by or near children.
4. Use only as described in this manual. Use only manufacturer's recommended attachments.
5. Do not use with damaged cord or plug. If appliance is not working as it should, has been dropped, damaged, left outdoors, or dropped into water, return it to a service center.
6. Do not pull or carry by cord, use cord as a handle, close a door on cord, or pull cord around sharp edges or corners. Do not run appliance over cord. Keep cord away from heated surfaces.
7. Do not unplug by pulling on cord. To unplug, grasp the plug, not the cord.
8. Do not handle plug or appliance with wet hands.
9. Do not put any object into openings. Do not use with any opening blocked; keep free of dust, lint, hair, and anything that may reduce air flow.
10. Keep hair, loose clothing, fingers and all parts of body away from openings.
11. Turn off all controls before unplugging.
12. Use extra care when cleaning on stairs.
13. The unit's electrical cord cannot be replaced. If the cord is damaged, the appliance should not be used further.
14. To reduce the risk of electric shock, this appliance has a polarized plug (one blade is wider than the other). This plug is intended to fit into a polarized outlet only one way. If the plug does not fit fully into the outlet, reverse the plug. If it still does not fit, contact a qualified electrician. Do not change the plug in any way.

READ ALL INSTRUCTIONS BEFORE OPERATING







INTRODUCTION

XPOWER's innovative Airrow Pro B-53 is designed with a professional grade 540 watt motor and 2 speed settings. This compact and lightweight multi-functional tool is in a class of its own. With 8 versatile adapters, you can dry your pet, replace toxic canned air dusters, and quickly pump inflatables such as an air mattress. Enjoy finding endless uses!

OPERATION

1. Plug unit into an 115V AC electrical outlet.
2. Select the desired nozzle to affix to the air outlet.
3. Confirm that the air intake opening at the bottom of unit is not obstructed and a clean filter is inside.
4. Lift the unit by the handle and elevate the base.
5. Switch to either low or high speed setting.
6. B-53 should be turned off before placing it down on any surface. Running the unit while the air intake area is covered can damage the motor.
7. Periodic cleaning of filters increases motor life and efficiency. To clean, unplug the duster and remove the air intake filter. Rinse with warm water and air dry.
8. Reinstall filter once completely dry to prepare for the next use.

Accessories Included

Nozzle Category	Description	Image
Electronics Dusting	Tapered Flow Nozzle	
	Straw Adapter	
	Detail Brush	
General Use Drying	Stand Nozzle	
	Air Blade Nozzle	
Air Pump	3 Air Pump Adaptor	

Maintenance: DO NOT operate unit without filter. The unit's surface may be wiped clean with a dry or damp cloth. Filters require removal and cleaning periodically. Motor servicing should be performed by an authorized service representative.

PRECAUTIONS: To avoid risk of injury, do not direct airstream at the face or body. When using unit to dry pets avoid directing air into the facial/ear area. Unplug unit when not in use and store indoors

Warranty: XPOWER's limited 1 year warranty covers the unit from defects in material and craftsmanship. Warranty is applicable for 1 year from original purchase date for normal home use. Commercial use of this unit voids manufacturer's warranty.